



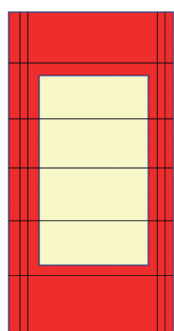
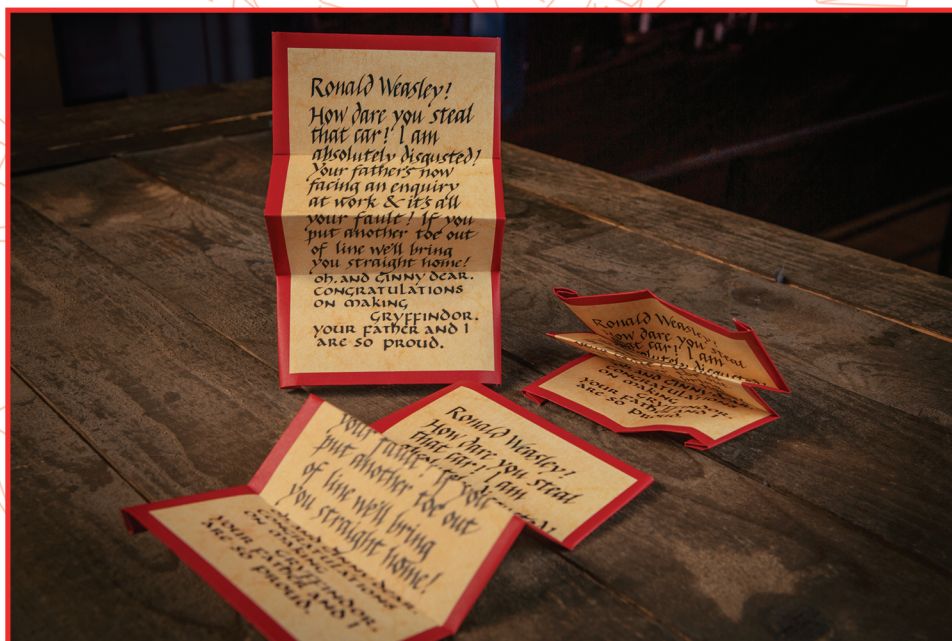
WARNER BROS.
STUDIO TOUR
LONDON

THE MAKING OF Harry Potter


MAKE YOUR OWN HOWLER INSTRUCTION GUIDE

PLEASE FOLLOW THE INSTRUCTIONS BELOW TO CREATE YOUR OWN ORIGAMI HOWLER, JUST LIKE THE ONE MRS WEASLEY DELIVERED TO RON IN *HARRY POTTER AND THE CHAMBER OF SECRETS*!

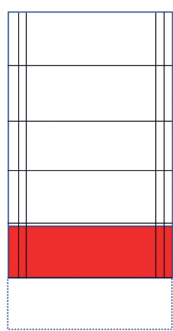
(REMEMBER TO ASK A TEACHER/PARENT FOR HELP IF YOU NEED IT!)



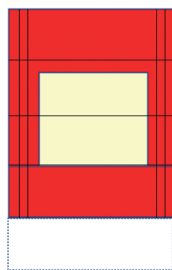
1. Each black line represents a crease in the Howler



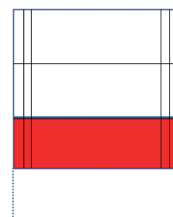
2. Start with your howler face down



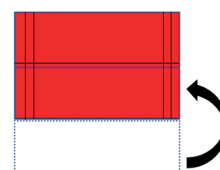
3. Fold up the bottom section at the first crease



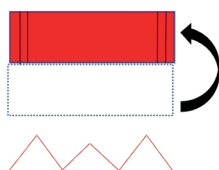
4. Flip the Howler over. Again fold up the bottom section at the crease




5. Flip the Howler over. Again fold up the bottom section at the crease



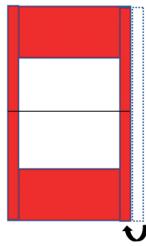
6. Flip the Howler over. Again fold up the bottom section at the crease



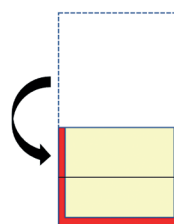
7. Flip the Howler over. Again fold up the bottom section at the crease. It should now zig zag



8. Unfold your Howler and lay it face down with just the top and bottom folded over. Fold over the long side at the creases twice



9. Repeat on the other side. Fold over at the crease twice



10. Fold the top half down at the middle crease



11. Fold up just the top layer on the crease



12. Turn over your Howler and fold up at the last crease

MAKE YOUR OWN HOWLER PRINTING GUIDE



1. PRINT PAGE 3 ONLY OF THIS PDF DOCUMENT

2. SET THE PAGE SIZE TO A4

**3. SET THE SIZING TO “ORIGINAL SIZE” OR
“ACTUAL SIZE” AND THE ORIENTATION
TO PORTRAIT**

**4. PRINT AND ENSURE THAT NONE OF THE
CONTENT HAS BEEN CROPPED FROM THE SIDES.
IN THE EVENT THAT THE CONTENT IS CROPPED
REPEAT PREVIOUS STEPS USING “FIT TO PAGE” AS
THE SIZING OPTION**

**5. EACH BLACK LINE REPRESENTS A CREASE IN
THE HOWLER, USE SCISSORS TO REMOVE THE
WHITE BORDERS FROM EITHER SIDE**

**6. FOLD THE CARD ALONG THE DOTTED LINES
USING THE GUIDE PROVIDED**

Ronald Weasley!
How dare you steal
that car! I am
absolutely disgusted!
Your father's now
facing an enquiry
at work & it's all
your fault! If you
put another toe out
of line we'll bring
you straight home!
oh, and GINNY DEAR.
CONGRATULATIONS
ON MAKING
GRYFFINDOR.
your father and I
are so proud.

